

# Zion SRT



# Zion SRT



*The comfortable and roomy front seating area is a great place to work, eat or just relax.*



*The rear lounge area is perfect for game night, dinner or watching TV.*



*The Zion SRT offers an abundance of storage including a pull-out pantry and large pot drawer.*



*Rear sofa easily converts to a comfortable king size bed.*




Get away from the everyday with all the conveniences of home in the compact easy to drive Zion SRT.

## Styling Options

### Autumn Cherry




### Magnolia Cream





### Sterling Pearl



OR



### Exterior Paint Options



## Floor Plans



*Interior floor plan daytime.*



*Interior floor plan evening.  
(Shown with optional front folding mattress.)*

## Specifications

<b>Base model</b>	Ram ProMaster 3500 regular van
<b>Travel capacity</b>	Five
<b>Sleeping capacity</b>	Three (with optional folding mattress)
<b>Dining</b>	Front and rear
<b>Engine</b>	3.6L gas, V6, 24 Valve
<b>Batteries</b>	400 AMP Lithium battery system
<b>Exterior length</b>	19' 7" (5,969 mm)
<b>Exterior width (without mirrors)</b>	6' 11" (2,108 mm)
<b>Interior aisle width</b>	29" (737 mm)
<b>Exterior height (with roof AC)</b>	9' 5" (2,870 mm)
<b>Interior standing height</b>	6' 2" (1,880 mm)
<b>Wheelbase</b>	159" (4,039 mm)
<b>Gross vehicle weight rating</b>	9,350 lbs. (4,241 kg)
<b>Occupant &amp; cargo carrying capacity</b>	1,250 lbs. (567 kg)

<b>Gross combined weight rating</b>	10,600 lbs. (4,808 kg)
<b>Towing – tow weight</b>	2,000 lbs. (907 kg)
<b>Towing – tongue weight</b>	300 lbs. (136 kg)
<b>Fuel type</b>	Gasoline
<b>Fuel capacity</b>	90.8 L/24 U.S. gal.
<b>Fresh water capacity</b>	140 L/37 U.S. gal.
<b>Black water capacity</b>	32.1L / 8.5 U.S. gal.
<b>Gray water capacity</b>	53 L/14 U.S. gal.
<b>Rear king sleeping maximum</b>	74" x 62" (1,880 mm x 1,574 mm) (width x length)
<b>Front single bed sleeping (optional)</b>	33" x 70" (838 mm x 1,778 mm) (width x length)

# Zion SRT

## Coach Features

	Standard	Optional
Air conditioner – 110V, 11,000 BTU roof mount	X	
Awning – 11' power awning	X	
Bathroom – permanently enclosed with toilet, sink and shower	X	
Batteries – batteries 400 AMP Lithium battery system	X	
Connection – external – 110V / 30 AMP with detachable power cord	X	
Detectors – smoke, propane & CO	X	
Firefly coach control & monitoring system	X	
Furnace – propane automatic 16,000 BTU	X	
Microwave oven – 110V, 20 L/0.7 cu. ft., 700W	X	
Outdoor shower	X	
Power inverter – 12/110V, 3,000W	X	
Propane tank – 22 L/ 5.9 U.S. gal.	X	
Rear power sofa – forward facing, converts to twins/king bed	X	
Refrigerator – 12V, 5.0 cu. ft.	X	
Screens – heavy duty magnetic for rear and sliding doors	X	
Sewage disposal system – 12V macerator sewage pump	X	
Sleeping – front of cab with folding mattress		X
Solar – 330 watts	X	
Stove – propane; two burner recessed with flush cover & built-in igniter	X	
Stove – 110V flush mounted one burner inductive cooktop		X
TV – 24" Smart TV on rotating bracket	X	
Water heater – tankless LP	X	

## Now optional



## Chassis Features\*

	Standard	Optional
Airbags – driver & passenger	X	
Alternator – 220 AMP	X	
Axle – rear 3.86 ratio	X	
Battery – 800 AMP	X	
Brakes – anti-lock (ABS) four wheel disc	X	
Camera – rearview backup	X	
Climate control	X	
Cruise control	X	
Door step – power side entry	X	
Engine – 3.6L gas V6, 24 valve	X	
Mirrors – power folding, heated side mirrors	X	
Parking – park sense & rear park assist system	X	
Power – 209 kW/280 HP	X	
Radio – Uconnect 3 with Navigation and 5" touch screen, Bluetooth, AM/FM/SiriusXM/USB/aux, Voice command and steering wheel controls	X	
Receiver – Class IV with wiring for trailer lights	X	
Stability program – wind/sway assist, drift compensation, engine drag control, rollover mitigation, electronic stability & hillstart assist	X	
Sumo springs (rear only)		X
Telescopic steering	X	
Thule accessory pack (bike rack, roof rack & ladder)		X
Tires – LT225/75R16E black wall	X	
Torque – 352 Nm/260 lb-ft. @ 6,400 RPM	X	
Transmission – automatic, 6 speed 62 TE	X	
Wheels – 16" aluminum polished	X	
Windows – power front doors	X	

\*Chassis features may vary depending on availability. Please contact your nearest Roadtrek dealer for complete details.

## Motorhome Warranty

Two (2) year comprehensive, no mileage limit warranty.

Please contact your nearest Roadtrek dealer for complete coverage details.

## Chassis Warranty

5-year/60,000-mile or 100,000-kilometer Gas Powertrain Limited Warranty covering the cost of repairs on all covered powertrain components – engine, transmission and drive system for most new Ram vehicles. 3-year/36,000-mile or 60,000-kilometer Limited Warranty, provides bumper-to-bumper coverage of your vehicle, from the body to the electrical system. Refer to chassis manufacturers' website for details.

Roadtrek reserves the right to make changes at any time, without notice, in colors, materials, equipment, specifications and models. This information is intended as a guide only; please visit [www.roadtrek.com](http://www.roadtrek.com) for a complete list of specifications and options. Some motorhomes may be shown with equipment that is optional. Accessories shown in the photography are not included.



20 Tyler Street, Cambridge, ON Canada N1T 0E4  
519-745-1160  
888-ROADTREK (762-3873)

[www.roadtrek.com](http://www.roadtrek.com)



LaMesaRV.com  
800-496-8778



/roadtrekinc



/roadtrekmotorhomes



/roadtrekinc



/roadtrekinc